

THE PUSH FIT RIGID SYSTEM



The range consists of a pre-determined length of rigid rod from 1-5 metres with a choice of threaded end of M6/M8 & M10.

Safe Working Load:

- Red 100kg

The system consists of:

- Choice of threaded end M6x23, M8x23mm, M10x23mm & M10x45mm
- Rod length from 1-5 Metres
- C-Clip to prevent upwards movement
- Locking Plus clip
- End cap for rod ends

- Key-Free release, no tools required
- Gives your suspended system rigidity
- Fully lockable in Standard channel
- Easy to cut and no de-burring required
- Speed of installation reduces your project costs
- Suitable for single & multi tiered trapeze systems

APPLICATION

Suitable for supporting:




- Cable Tray, Basket, Ladder
- Water and Gas pipes
- Chilled Beams
- All other Mechanical and Electrical systems


- ◇ M6 thread with 23mm thread length zinc and clear Trivalent electroplated
- ◇ M8 thread with 23mm thread length zinc and clear trivalent electroplated
- ◇ M10 thread with either 23mm thread or 45mm thread length zinc and clear trivalent electroplated
- ◇ Locking C-Clip
- ◇ Rigid rod 4mm EN3B galvanised mild steel
- ◇ Zamac 5 housing incorporating oil impregnated sintered steel wedge



100kg SWL

DROP LENGTH	M6	M8	M10	M10
	23mm Thread	23mm Thread	23mm Thread	45mm Thread
1 Metre	K1M623	K1M823	K1M1023	K1M1045
2 Metre	K2M623	K2M823	K2M1023	K2M1045
3 Metre	K3M623	K3M823	K3M1023	K3M1045
4 Metre	K4M623	K4M823	K4M1023	K4M1045
5 Metre	K5M623	K5M823	K5M1023	K5M1045

PRODUCT	CODE	DESCRIPTION
	PLU02	Plus Clip. 5:1 S.F. 100kg SWL
	Zip-C	Locking C-Clip
	RC01	End Cap



INSTALLATION METHOD

- Screw in the threaded end of the rod into desired anchor point
- Slip on the Locking C-Clip to the desired suspension height
- Slide on the channel etc up the rod followed by the Plus clip until it meets the Locking C-Clip
- To lock off the system turn the Plus clip in the channel using a standard spanner
- To adjust simply remove the C-Clip and release the load from the Plus clip and push up the rod. Then simply pull down on the release key at the same time.

